

AER020AA

Yale AEREO™ aerial work platform
450 lbs.





Yale AEREO™ aerial work platform.

The Yale AEREO™ aerial work platform (AWP) is a highly versatile unit, suitable for almost any industry. With a 450 lb. capacity and 19.5 foot lift height, the AWP can be used for a variety of functions, from manufacturing to retail environments. The vehicle has a large variety of uses such as warehousing, transporting materials and supplies, inventory maintenance, distribution, stock picking, restocking, facility maintenance, retail displays, rental market, and more.



Designed for **comfort.**

The Yale AEREO™ AWP is designed with a spacious compartment for operator comfort and storage space. A conventional compartment door that hinges inward and low step height give easy entry into the vehicle. The door includes a positive retention, spring-loaded latch at the top of the gate. On the lower door hinge, a proximity sensor locks product function if the door is not in the proper operating position.

The railing, constructed of structural grade steel tubing, secures the operator inside the compartment. Anti-slip floor surface helps to give the operator more traction. Two operator harness attachment points are provided.

You're in control.

Multifunction control handle

The multifunction control handle features a comfortable grip while governing proportional travel and lift/lower functions. An operator presence sensor on the handle disables lift, lower and traction commands when not engaged. The handle is seated low within the operator compartment, to protect it from accidental abuse.

Upper control panel

The upper control panel is located inside the operator compartment and houses the multifunction control handle, a display providing Battery Discharge Indicator (BDI) and status codes, a battery disconnect switch, a selector switch for traction and lift/lower functions and a travel speed switch.

Lower control panel

The lower control panel is located on the rear of the unit. This control panel includes a rotary switch providing mode selection and security (by key removal), a display providing BDI and status codes, momentary switches for lift/lower functions, a battery disconnect switch and a battery charger convenience port.



Multifunction control handle and display



Compartment door interlock sensor



Lower control panel

- door hinges inward
- steel railing
- anti-slip floor
- multifunction control handle
- operator presence sensor
- upper and lower control panels



- proportional drive and steer
- zero-turn radius
- intuitive return to center design
- on-board charge port

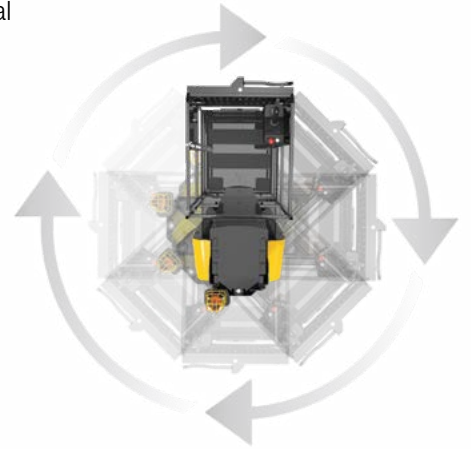


Ultimate productivity.

Keep your workflow moving and effective all day. Using ladders and movable stairs are clumsy and challenging, leading to potential falls and strains. The aerial work platform turns those precarious elevated challenges into more controlled, efficient activities, helping to keep your employees more productive.

Drive and steering systems

The powerful traction drive system is fully proportional, delivering efficient speed when lowered and decreased travel speed when elevated. The steering system is a zero-turn, intuitive return to center design, allowing operation in very tight spaces. Simultaneous drive and steer capabilities are controlled by the multifunction control handle in the operator compartment.



Zero-turn radius with intuitive return to center design

Power system

The AWP features sealed, maintenance-free, absorbed glass mat (AGM) batteries. Four 6-volt, 225 amp/hour rated batteries are installed for the 24-volt operating system, granting large storage capacity for long run times. Access the on-board charge port easily – no doors or covers to open – and keep your 10-foot cord handy with an integral cord retainer. A BDI indicator is found on both the upper and lower control panels.



Easy access charge port

Sensor sensibility

Sometimes the smallest ideas lead to big productivity. The Yale AEREO™ AWP is loaded with extra features to keep you moving through your shift.

- **Object tray sensor:** prevents the operator platform from lowering onto an object temporarily placed on the area underneath the platform.
- **Mast elevation sensor:** reduces travel speed and activates tilt sensor when the operator compartment has reached a certain height.
- **Mode selector switch:** ensures that the operator uses two hands to lift/lower from the lower control panel and keeps hands safely away from all moving mast components
- **Tilt sensor:** will prohibit drive or lift if the AWP is on a surface that is steeper than the manufacturer's set incline.



Object tray sensor

Lower cost and dependability.

The Yale AEREO™ AWP helps save time and aids in reducing labor costs to perform daily activities. What would once be a “two-person” job, often becomes a “one-person” job, freeing your employees to be more efficient. Yale has designed this vehicle to operate efficiently, with durable components, backed by competitive warranties and services.

Reliable components

Yale implements common parts from other product lines whenever possible. As a result, parts replacement costs are reduced. Parts are more readily available through our Yale® dealers and global distribution centers.

Dual AC traction motors are used for drive and steering systems. Steering system is software-driven as opposed to hydraulic, eliminating leaks and reducing the frequency and cost of maintenance.

The heavy duty mast and frame are constructed of welded, high quality steel. As a result, Yale® mast strength has stiffer construction than aluminum masts for stability and operator confidence.

As always, Yale backs our products with a competitive warranty. With a purchase of a Yale AEREO™ AWP, customers will enjoy a 12 month/unlimited hours full product warranty, a 3-year/6,000 hour powertrain warranty, and a lifetime frame warranty.

CANbus control system

- enhanced reliability and dependability
- digital communication exchange between subsystems
- reduced connections and wiring complexity
- communications carried over two wire CANbus
- extensive function monitoring capability without additional cost
- fast data rate allows real time control
- access to all controller parameters via single CANbus port

Object sensing system (Optional)

A dependable AWP will help to ensure that the operator is efficient, productive, and proactive throughout his or her shift. One way to achieve that is through an object sensing system that alerts the operator to moving objects in the area surrounding the lift. When a moving object is detected while lowering the operator compartment, the response can include: setting off an audible alarm, inhibiting the lowering function and blinking a red light on the display. The system is not an impact avoidance system.

- dual AC traction motors
- heavy duty mast and frame
- competitive warranty
- CANbus control system
- wireless asset management



Heavy duty steel mast



*Object sensing system
(Optional)*



Take your fleet operation to the next level with wireless asset management from Yale. Yale Vision provides a scalable solution for fleets. From monitoring product utilization to limiting operator access, Yale Vision allows you to track your fleet at your fingertips. For more information, contact your Yale® dealer.

Service made simple.

Easy service is the hallmark of Yale® products, so when it comes time to service the Yale AEREO™ aerial work platform, we've made certain you'll be back up and running fast.

Easy service access

Hinged rear service doors open completely to allow access to the lower control panel, power control panel, hydraulic power unit and mast lift cylinder. The large service doors can be completely removed without tools for full access as needed.

The mast lift cylinder can be removed without removing the mast or turning the lift on its side. The batteries can be accessed by removing the object sensing tray beneath the operator compartment. Lube fittings are also easily accessed.

Convenient diagnostics

Two CAN diagnostic ports are provided, one inside the rear panel and another in the operator compartment. Two access points allows the technician the flexibility to perform diagnostic tests from either the ground or the operator compartment. Necessary diagnostics and adjustments are to be performed by authorized service technicians only.

- hinged rear service doors
- two diagnostic access points
- Yale iSi Technology™
- easy access components
- Guaranteed Availability Program



Diagnostic panel located inside rear panel



Second diagnostic panel located in the operator compartment



Yale iSi Technology™ incorporates a common control system with consistent functionality across the warehouse product line. The Integrated Smart Interface utilizes the same fault reporting and diagnostic system for the main warehouse products creating commonality for service personnel.



Supporting customers

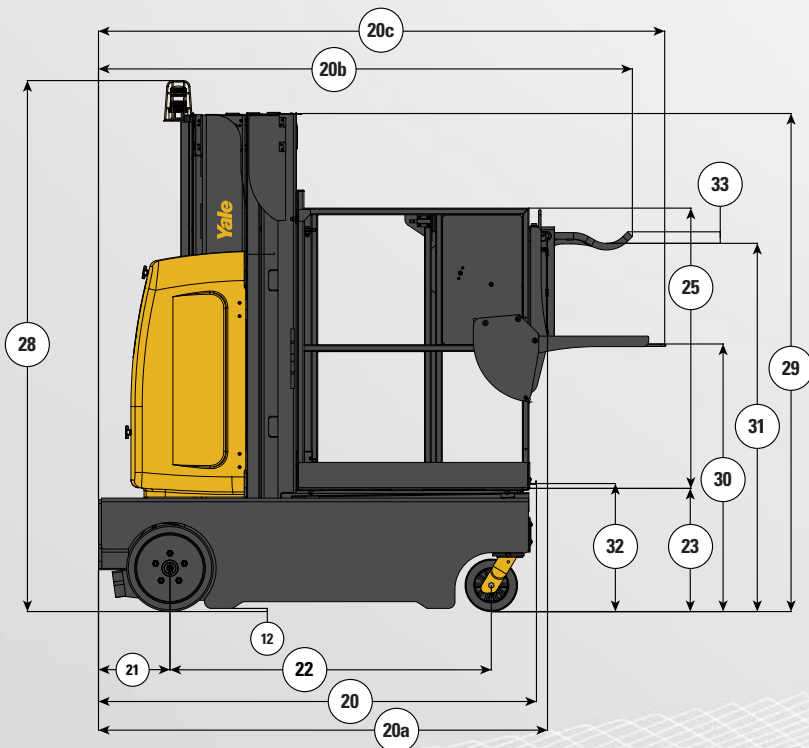
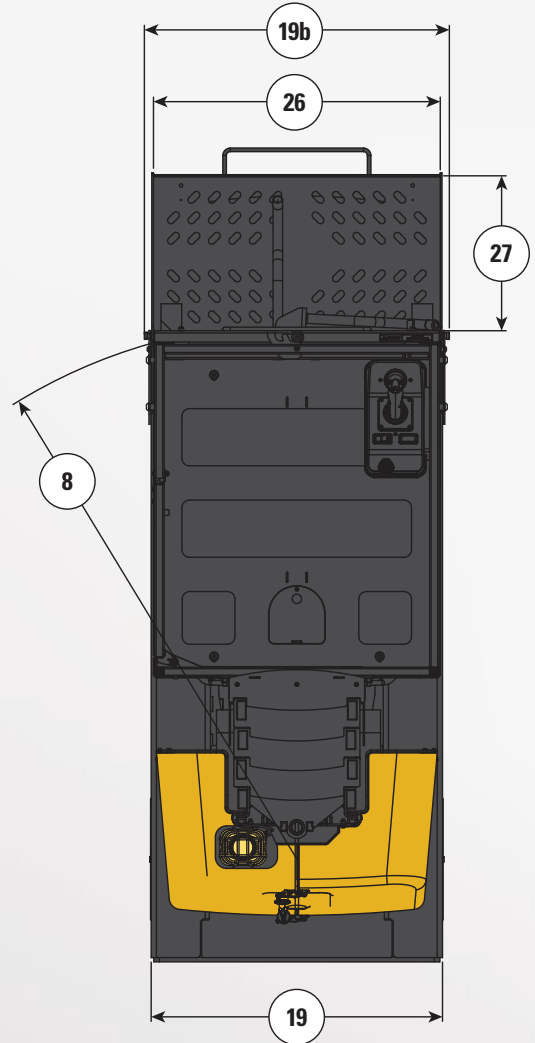
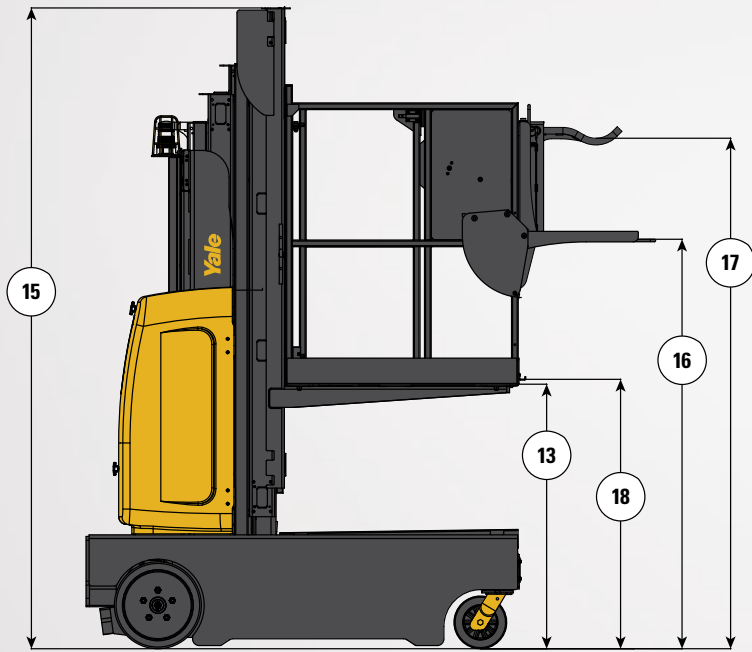
With world-class parts and service

Our Guaranteed Availability Program (G.A.P.) ensures that parts that are normally required in the first 2 years of operation will be available from your Yale® parts dealer within 24 hours or they are free. With four Parts Distribution Centers strategically located around the world, we provide a full range of original equipment and aftermarket parts that maintain our customers' uptime.*

We also take that commitment into the field with Yale's ProTech® Certification training program, available to our dealers' technicians. The ProTech® technical training program provides both systems level as well as product specific education to ensure products are repaired right the first time.

**Consult your local dealer for G.A.P. program rules.*

AER020AA specifications



GENERAL	1	Manufacturer		Yale	
	2	Model Designation		AER020AA	
	3	Power	volts	24	
	4	Operator Type		Pedestrian	
	5	Total Capacity (Operator and Materials)	lb (kg)	450 (204)	
	6	Load Tray Capacity	lb (kg)	150 (68)	
DIMENSIONS	7	Turning Radius Inside	in (mm)	0	
	8	Turning Radius Outside*	in (mm)	56.1 (1425)	
	9	Gradeability - Driving on Slope	%	20	
	10	Grade Clearance	%	6	
	11	Ground Clearance - Center	in (mm)	1.5 (37)	
	12	Ground Clearance	in (mm)	0.5 (12)	
	13	Platform Height	in (mm)	234 (5951)	
	14	Working Height	in (mm)	306 (7781)	
	15	Extended Height	in (mm)	290 (7380)	
	16	Max Tray Height	in (mm)	256 (6504)	
	17	Max Hook Height	in (mm)	271 (6885)	
	18	Max Sign Rack Height	in (mm)	235 (5970)	
	19	Frame Width	in (mm)	30.5 (774)	
	19b	Frame Width, with tray hardware (tray can be removed)	in (mm)	31.9 (810)	
	20	Frame Length	in (mm)	65.7 (1669)	
	20a	Frame Length, tray and object lifting hook both raised and in stowed position	in (mm)	67.5 (1714)	
	20b	Frame Length, tray raised and stowed, with object lifting hook extended for use	in (mm)	80.1 (2034)	
	20c	Frame Length, tray in lowered position for use	in (mm)	85.1 (2162)	
	21	Bumper to drive axle	in (mm)	10.7 (272)	
	22	Wheel base (minimum)	in (mm)	48.2 (1224)	
	23	Step In Height	in (mm)	18.5 (469)	
	24	Platform Size - Width X Length	in (mm)	29.75 x 34.75 (756 x 883)	
	25	Operator Basket Height	in (mm)	42.1 (1068)	
	26	Load Tray Size - Width	in (mm)	30 (762)	
	27	Load Tray Size - Depth	in (mm)	17.2 (437)	
	28	Height - Lowered - Top of Strobe	in (mm)	79.6 (2023)	
	29	Height - Lowered - Top of Mast	in (mm)	74.7 (1898)	
	30	Tray Height (Lowest)	in (mm)	41.3 (1050)	
	31	Hook Height (Lowest)	in (mm)	55.3 (1404)	
	32	Sign Rack (Lowest)	in (mm)	19.2 (488)	
	33	Hook Offset	in (mm)	1.7 (44)	
	PERF.	34	Travel Speed - Lowered / Raised	mph (Kph)	3.5 / 0.5 (5.6 / 0.8)
		35	Lift Speed - Empty / Loaded	fpm (m/s)	60 / 45 (0.31 / 0.23)
36		Lowering Speed - Empty / Loaded		30 / 40 (0.15 / 0.20)	
37		Number of Speeds		Infinitely Variable	
WT.	38	Vehicle Weight with Battery	lb (kg)	3438 (1559)	
TIRES	39	Service Brakes		Regen	
	40	Parking Brake - Dual		Spring Apply/Elec. Released	
	41	Drive Wheel - Dia. X Width (in) & Material (2X)		13 x 3.5 Poly - Non Marking	
	42	Guide Wheel - Dia. X Width (in) & Material (2X)		8 x 2 Poly - Non Marking	
PWRTRAIN	43	Battery Type		Lead Acid	
	44	Standard Batteries		4 x 6 Volt 225 Ah AGM	
	45	Charger	amps	20	

* Turning Radius

- Add 2.6 inches (66 mm) for tray and object lifting hook in stowed position
- Add 13.3 inches (338 mm) for object lifting hook extended
- Add 18.6 inches (473 mm) for tray in lowered position

Features at a glance.

Standard Features

- 24-volt AC traction controlled electrical system
- 20-amp 110-volt on-board high frequency smart charger
- AGM - maintenance free
- Heavy duty dual drive AC drive units
- Automatic electro-mechanical park brake
- Steering - caster front / dual drive rear
- ADS (Auto Deceleration System) w/regenerative braking
- Heavy duty lift pump and single hydraulic lift cylinder
- 29.75" wide x 34.75" deep operator platform with anti-slip surface
- Mid-mount fold down stockpicker tray with integrated clothes rack
- Signage carrier
- Passive pothole protection system
- Object tray sensor under basket
- Side-entry operator compartment
- Object lifting hook (capacity 40lbs.)
- Tilt alarm
- Amber LED strobe with metal guard (all motion operation)
- Audible alarm (all motion operation)
- Multifunction control handle with ergonomic grip
 - lift/lower/traction interlocks, horn, and variable speed lift control
- Key switch at vehicle base
- Dual power disconnect
- Dual multifunction display with hour meter
 - includes battery state of charge, low battery lift interrupt, fault indicator
- Fork pockets (front access)
- Integral transportation tie-downs
- Lanyard attachment points
- UL classification E
- ANSI, OSHA, and CSA compliant
- Warranty:
 - 12 months / unlimited hour manufacturer's warranty
 - 36 months / 6,000 hour powertrain warranty
 - lifetime frame warranty



Object lifting hook

Optional Equipment

- Yale Vision
- Object alarm: object sensing performance

The Yale[®] experience

With Yale, you know you're getting more than just a product. You're getting the complete Yale experience. It's the promise we make that goes beyond our products, and our commitment to support you with the best service in the industry.



Dealer Network - Yale customers have direct access to the best forklift products and services through our extensive, independent dealer network, featuring 340 worldwide dealer locations (225 in the Americas) with an average of more than 25 years of experience in materials handling.



Financial Services - Yale Financial Services specializes in financing your lift truck needs. Our programs make it easy to acquire the use of a lift truck or an entire fleet.



Fleet Management - Even if you operate other brands, we can manage your maintenance and replacement plan. We can offer complete fleet analysis, fleet history summary and a cost-effective proposal for replacement and scheduled maintenance.



Innovations - One size doesn't always fit all. Yale has engineered a variety of truck modifications to meet the ever-changing needs of its customers and their changing applications. In addition to standard and optional truck features, Yale offers an impressive list of special truck enhancements designed to increase your productivity.



Operator Training - Proper education in operating lift trucks minimizes the risk of injuries due to accidents while increasing productivity. Yale offers OSHA compliant materials that support the training of qualified operators.



Replacement Parts - Your authorized Yale[®] Lift Truck dealer offers genuine Yale parts and quality parts for other makes (PREMIER[™] Parts) as well as service programs - all designed to keep your trucks running efficiently and cost-effectively.



Rental - Long-term rental can provide flexibility for equipment and term tailored to your operation, fixed cost, maintenance and maximum uptime without major capital investment. Coupled with Yale[®] dealers' extensive short term rental fleets, businesses can meet peak production or seasonal requirements while keeping their fleets sized for their everyday needs.


For more information, or to find your nearest Yale® dealer, go to Yale.com.



YALE MATERIALS HANDLING CORPORATION

P.O. Box 7367, Greenville, NC 27835-7367

www.yale.com

YALE,  and PEOPLE. PRODUCTS. PRODUCTIVITY. are trademarks, service marks or registered marks in the United States and certain other jurisdictions.
© Yale Materials Handling Corporation 2016. All Rights Reserved.

Product performance may be affected by the condition of the vehicle, how it is equipped and the application. Consult your Yale® Dealer if any of the information shown is critical to your application. Specifications are subject to change without notice. This aerial work platform meets all applicable requirements of ANSI/SIA A92.6 Safety Standard for Self-Propelled Elevating Work Platforms at the time of manufacture.

Manufactured in our own ISO 9001 and 14001 Registered Facilities

2107 2/2016 All products shown with optional equipment.