

ERP

030-040VT/VF

**3-Wheel Maneuverability
In a 3 and 4-Wheel Model!**



Electric Rider Trucks 3,000 - 4,000 lbs.

Alternative Fuel-Ready

Yale 
People. Products. Productivity.


Dual Drive Motors Yield Zero Turn Radius



Exceptional Maneuverability

The Yale[®] ERP-VT/VF offers an extremely tight turning radius - Dual AC Drive Motors and the Zero Turn Radius Steer Axle combine to provide industry-leading maneuverability.

Helping to minimize the inside turning radius of the truck are dual independent front wheel AC drive motors that rotate drive tires in opposite directions, placing the center of turn between the drive tires.



The use of two drive motors also maximizes the efforts of the innovative Zero Turn Radius Steer Axle, which provides a wide steering angle because the pivot point is inside the drive axle.

Yale ultimate productivity

Performance and productivity are standard equipment on every Yale® truck. With the ERP-VT/VF series, productivity cost savings are achieved through lower truck operating expenses, reduced maintenance costs, extended maintenance intervals, and increased throughput.



All trucks shown with optional equipment

Available in 36 and 48 volts, ERP-VT/VF trucks are designed to meet and exceed your application requirements. All models come standard with cool running, low maintenance AC traction and hydraulic motors.



The ERP-VT/VF series utilizes proven AC technology coupled with the "IntelliX" VSM, providing enhanced performance throughout the usable battery discharge cycle. This highly efficient system also provides longer battery run time for increased throughput.

AC motors provide powerful acceleration, fast travel speeds (both with and without a load), and fast lift/lower speeds. The innovative **Thermal Management System** keeps productivity high while protecting key truck components.

Four operator selectable performance modes and the innovative "Extended Shift" functionality allow the truck's performance to be tailored to the customer's application as well as the operator's skill level, increasing efficiency.

Operator comfort is enhanced on the ERP-VT/VF with ample floor space, improved operator seat position, and non-cinching seat belt. Reverse driving is made easier with the rear drive handle and swivel seat options.

The **Automatic Park Brake** automatically sets when the truck stops, simplifying motions for the operator.



Longer battery run time



Selectable performance modes



Automatic park brake

ultimate
performance

Yale intelligent ergonomics

Operators prefer Yale® trucks. Operator comfort enhances productivity and reduces fatigue. With maximized visibility, smooth, precise mast positioning, low-effort steering, and "human-engineered" operating controls, everything about these trucks makes them easy to operate.



All trucks shown with optional equipment

The Yale® ERP-VT/VF is an "operator's truck" with large, textured grab handles, deep, anti-skid steps for easy entry and exit, thumb-actuated directional controls, seat-side power disconnect, spacious, easy-to-reach storage areas on the cowl, and a tilt steering column with optional tilt-memory and telescoping for reduced operator fatigue.



The ERP-VT/VF series open floor plate design maximizes the available space for the driver's feet. Power assisted braking reduces brake pedal effort. Placement and angles of accelerator and brake pedal provide maximum operator comfort. The rubber floor mat absorbs shock and reduces operator fatigue.

The operator's seat is precisely positioned to provide a more comfortable, efficient operator position, enhancing visibility through the mast, resulting in less operator fatigue. The standard steering column is infinitely adjustable. The optional **Telescoping Steer Column with Tilt Memory** provides superior adjustability to accommodate a wide range of operator sizes.

Rear driving comfort has been enhanced with a convenient optional **rear drive handle with horn button**. The rear drive handle, in conjunction with the optional swivel seat, creates a comfortable, secure reverse driving position. Non cinching seat belts provide superior operator comfort.

The optional Yale **Accutouch minilever electro-hydraulic controls** with thumb activated directional control offer an excellent ergonomic design with shorter reach and throw and considerably less effort required to operate versus mechanical hydraulic levers. The fully-adjustable armrest with palm rest is contoured for maximum comfort.



Superior floor space



Rear driving comfort



Standard hydraulic controls

Optional Accutouch minilever

innovative
design


Yale gold service

Not only is the ERP-VT/VF series designed to require less maintenance; it is also designed to be extremely easy to service. The rear-opening, one-piece steel hood and the on-board diagnostics of these trucks is designed with service details in mind. The outstanding component access makes servicing fast, easy, and convenient. It's the new standard in truck serviceability.



All trucks shown with optional equipment

At Yale, our engineers have equipped the ERP-VT/VF series trucks with easily-removable floor plates, a rear-hinged hood that opens to nearly 80 degrees, common-sense wire and hose routing, clearly numbered wires with sealed connectors, CANbus technology, and brushless AC motors. All make the VT/VF series easy to service and maintain.



Yale has **reduced regular service requirements** on the ERP-VT/VF series truck. Standard AC traction and hydraulic motors eliminate brushes and associated rigging, reducing maintenance. The efficient AC electrical system only requires one contactor, eliminating directional and hoist contactors. Motor controllers are mounted on finned heat sinks with integral cooling fans, greatly reducing heat.

Optional **battery side extraction with rollers** and a new low-profile side gate with quick release mechanism and traction cutout provide quick, safe, and efficient battery access and changing.

Two-piece floor plate allows for quick and easy service access. **Removable step plate** provides additional entry to key components.

The **Intellix VSM (Vehicle Systems Manager)** continuously monitors and controls all major truck functions for efficiency and proper operation. The innovative ERP-VT/VF display alerts the operator of any system concerns.

Hour meters for truck, traction and hydraulic systems are accessible through the display. Extensive **on-board diagnostics** are also incorporated into the display to communicate service codes to the trained technician, enabling quick and accurate repairs.

Power Assisted Braking helps reduce stress on key drive unit and braking components, increasing component life. Auto Deceleration System reduces the demand on the brakes, further improving brake life.



Intellix Vehicle Systems Manager



Innovative display



Easy service access

maximum
access

Yale low cost of ownership

The purchase price of a truck is only a small part of its overall cost. A lift truck's cost of ownership is the largest portion of dollars spent and includes such elements as periodic maintenance, unscheduled repairs, brakes, and power costs. Yale engineers focused on operating cost savings with reduced maintenance requirements, superior serviceability, enhanced durability, and extended service intervals.

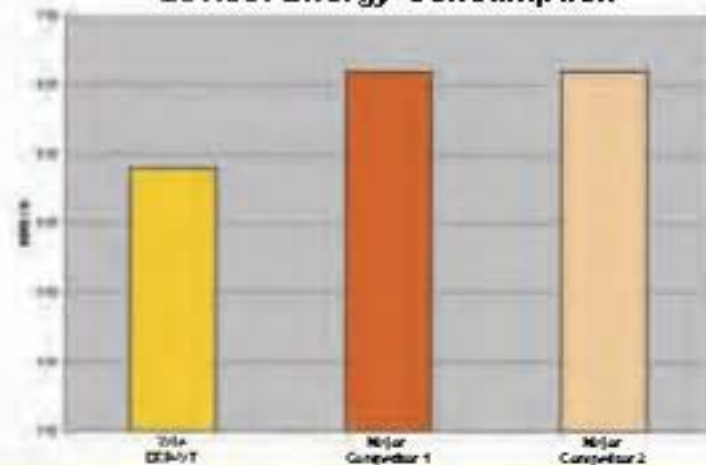


All trucks shown with optional equipment

The highly efficient design of the ERP-VT/VF improves battery shift life, saving dollars in energy costs, as well as increasing productivity through improved uptime. The ERP-VT/VF series offers substantial operating cost savings over competitive models. According to the VDI Energy Cycle Standardized Test, the Yale ERP-VT/VF series provides the lowest energy consumption versus the competition. Better energy utilization saves money and reduces impact on the environment.

Source: NMHG Counterbalanced Development Center

Lowest Energy Consumption



ERP-VT/VF series trucks provide tremendous flexibility to customize the truck's hydraulic and traction performance to the application. Whether you require extended battery shift life, aggressive hydraulic performance or fast travel speeds for long hauls across a factory floor, your trained Yale technician can maximize your truck's performance.

AC traction and hydraulic motors completely eliminate brushes and associated rigging, reducing maintenance costs. The system is further simplified by combining the hydraulic and steering functions into one motor.

A variety of drive and steer tires are available to offer greater stability and durability. Various environmental packages are available including UL, EE, cooler/freezer and subzero freezer options, ensuring the right truck for the application.

The Auto Deceleration System automatically slows the truck when the operator's foot is removed from the accelerator, reducing brake usage and associated brake maintenance requirements.

The unique Power-Assisted Braking system further increases brake and drive train life by automatically utilizing traction motor braking in proportion to operator brake pedal pressure, reducing the demand on the service brakes. The rugged oil-immersed wet disk brakes provide maintenance free operation.



Excellent battery shift life



Power-assisted braking

intelligent
investment



Yale Industrial Grade Critical Components

Tough, industrial applications require industrial grade electric rider forklift trucks that add productive value, operate at maximum uptime, perform at demanding performance levels, and require minimal cost to operate. Yale® ERP-VT/VF lift trucks are designed and built with Industrial Grade Critical Components, providing outstanding productive value and economic life. It's a difference you can count on!



Motors

Electric motors ensure the lift truck travels and lifts at speeds required for maximum productivity. AC Motors eliminate brushes, reducing maintenance costs. Steering motor functionality is integrated into the hydraulic motor, simplifying the system and increasing reliability. All motors are insulated for superior heat resistance.

Steer Axle

Steer axles support the significant weight of the counterweight, while being subjected to road shocks and vibration. Tough cast ductile iron axles provide one piece integrity for outstanding durability. Tapered roller bearings absorb multiple loading forces, improving reliability. The Yale Continuous Stability Enhancement system (available on VF only) enhances truck stability in a simple, maintenance free design, without compromising uneven surface travel.



Drive Axle

The drive axle of a lift truck is required to absorb significant forces during normal operation. High strength gears and shafts resist stress from quick directional changes. The tough cast housing absorbs shock and vibration. Power Assisted Brakes reduce brake wear and strain on drive unit components.



Hydraulics

Hydraulics are the "muscles" of a lift truck, providing the force necessary to lift heavy loads all shift long. O-Ring Face Seal fittings resist leaks. The 10 micron hydraulic filter helps keep the hydraulic fluid clean. Cast iron "stacked" valve sections provide excellent rigidity.



Electrical System

Linking the electronic components of a lift truck together for efficient operation, the electrical system must be durable and reliable. CANbus technology reduces wiring and connections, improving system reliability. Sealed electrical connections resist moisture and dirt, increasing uptime. The innovative thermal management system protects key components, while ensuring maximum productivity.

Mast

A lift truck's mast is required to absorb significant stress during lifting and lowering operations, without incurring excessive maintenance downtime. Canted load rollers absorb front to back and side to side forces for better durability and reduced adjustments. Full face contact of rollers prevents excessive wear of the channel, prolonging roller life.



Frame

The unitized design and the welded steel construction of the Yale® ERP-VT/VF frame provide better rigidity and excellent protection for the internal components. The exceptional strength and durability of the frame are designed and tested using computer generated Finite Element Analysis.

ERP-VT/VF highlights/options



Dependability highlights

	ERP-VT	ERP-VF
AC traction and hydraulic motors	Std	Std
IntellixVSM (Vehicle Systems Manager)	Std	Std
Double sealed electrical connections	Std	Std
Electronic horn	Std	Std
O-ring face seal hydraulic fittings	Std	Std
Power assisted braking	Std	Std
Canted, full face mast rollers	Std	Std
Tough, cast ductile iron steer axle	Std	Std
High strength drive axle gears and shafts	Std	Std

Dependability options

	ERP-VT	ERP-VF
Full LED Light Package	Opt	Opt
Impact monitor	Opt	Opt
Operator daily checklist	Opt	Opt
Hydraulic system monitoring	Opt	Opt

Productivity highlights

	ERP-VT	ERP-VF
Transistorized AC powered traction control with smooth directional changes	Std	Std
Brushless AC traction and hydraulic motors	Std	Std
On-demand power steering	Std	Std
Enhanced dash display	Std	Std
Advanced Thermal Management System	Std	Std
AC transistor hydraulics	Std	Std
36 volt power	Std	Std
Auto Deceleration System (automatically slows truck when accelerator pedal is released)	Std	Std
Extended shift functionality	Std	Std
Operator selectable performance modes	Std	Std
48" high load back rest extension	Std	Std
Type "E" UL construction	Std	Std

Productivity options

	ERP-VT	ERP-VF
Accutouch e-Hydraulic Mini-levers with thumb directional control	Opt	Opt
Foot Directional Control	Opt	Opt
48 volt power	Opt	Opt
10 degree fwd/5 degree back (bottler's) tilt	Opt	Opt
Return to set tilt	Opt	Opt
Various mast heights	Opt	Opt
Integral sideshifter	Opt	Opt
Cold storage packages - cooler / freezer and subzero freezer	Opt	Opt
Various tire options	Opt	Opt
Various light packages	Opt	Opt
Visible alarm - amber LED strobe - continuous	Opt	Opt
Audible alarm - reverse operation	Opt	Opt

Ergonomic highlights

	ERP-VT	ERP-VF
Ergonomically designed contoured, cushioned seats	Std	Std
Non-cinching seat belt	Std	Std
Seat belt and hip restraint	Std	Std
Excellent maneuverability	Std	Std
Operator interface display	Std	Std
Hi-Vis mast	Std	Std
Seat-side mechanical hydraulic control levers	Std	Std
Tilt steering column	Std	Std
Wide open floor	Std	Std
Power assisted braking	Std	Std
Low effort brake pedal	Std	Std
Low height entry step	Std	Std
Rubber floor mats	Std	Std
Seat-side thumb activated directional control	Std	Std
Automatic park brake	Std	Std

ERP-VT/VF highlights/options



Ergonomic options

	ERC-VT	ERC-VF
Accutouch e-Hydraulic Mini-levers with thumb directional control	Opt	Opt
Foot Directional Control Pedal	Opt	Opt
Telescoping steer column with tilt memory	Opt	Opt
Return to set tilt	Opt	Opt
Full suspension seat in cloth or vinyl	Opt	Opt
Side battery removal with battery rollers and interlock	Opt	Opt
Operator's compartment dome light	Opt	Opt
Reverse drive handle with horn	Opt	Opt

Service highlights

	ERC-VT	ERC-VF
Easy service access	Std	Std
IntellixVSM (Vehicle Systems Manager)	Std	Std
Advanced on-board diagnostics and truck set-up using display	Std	Std
Fully integrated CANbus control	Std	Std
Advanced Thermal Management System	Std	Std
Brushless AC traction and hydraulic motors	Std	Std
Flush-faced mast channels	Std	Std
Three degree angle canted load rollers	Std	Std
Hard chrome plated hoist cylinder rods	Std	Std
Maintenance free brakes with improved life due to Auto Deceleration System	Std	Std
PC Interface	Std	Std
500 hour service intervals	Std	Std
Removable floor side plates	Std	Std
Removable battery side panels	Std	Std

Service options

	ERC-VT	ERC-VF
Side battery removal with battery rollers and interlock	Opt	Opt
Full LED Light Package	Opt	Opt
Hydraulic system monitoring	Opt	Opt
Impact monitor	Opt	Opt
Attachment extension tubes (with/without quick disconnect fittings)	Opt	Opt

Cost of Ownership highlights

	ERC-VT	ERC-VF
Auto deceleration & regenerative braking	Std	Std
Electronic systems monitoring	Std	Std
Extended shift	Std	Std
Brushless AC traction and hydraulic motors	Std	Std
Transistor controlled hydraulics	Std	Std
Power assisted braking	Std	Std
Advanced Thermal Management System	Std	Std
Electronic horn	Std	Std

Cost of Ownership options

	ERC-VT	ERC-VF
Full LED Light Package	Opt	Opt
Type "EE" UL construction	Opt	Opt
Impact monitor	Opt	Opt
Load weight indicator	Opt	Opt
Hydraulic system monitoring	Opt	Opt
Operator daily checklist	Opt	Opt

Note: Std = Standard, Opt = Optional

Truck performance may be affected by the condition of the vehicle, how it is equipped and the application. Consult your Yale® Industrial Truck Dealer for further information. Specifications are subject to change without notice.

Note: Std = Standard, Opt = Optional

Yale, Yale and Yale Global Hi Vis™ Mast are trademarks of Yale Materials Handling Corporation in the United States and other countries. The Yale products included in this document may be covered by U.S. Patent 6,684,148 and other patents pending.

**Sales · Rentals · Financing · Fleet Management
Parts · Service · Operator Training**



Manufactured in our ISO 9001 and ISO 14001 Registered Facilities

Yale 

Yale Materials Handling Corporation

P.O. Box 7367, Greenville, North Carolina 27835-7367

© 2010, Yale Materials Handling Corporation · www.yale.com